


The Beaten Path







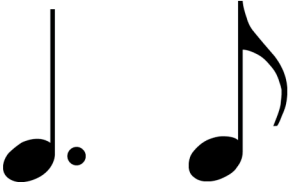





Instructions:



Before you plan to play this game, you will need to purchase flat backed marbles. These can typically be found at the dollar store.

1. Print out the game board and cut in half so that you have two. Print as many of these as you need to match your number of players.
2. Print out the flashcards on cardstock and cut out. These may be printed with or without the back to save ink.
3. Students will flip over a card and determine how many beats are represented on each card. They will then place that many marbles on their garden path. Whichever player completes their path first is the winner.





 <p>top</p>	 <p>top</p>	
		
		
		

 <p>top</p>	 <p>top</p>	